




## MS COLORFAST45<sup>®</sup> PAINT SYSTEM

**29 & 26 GAUGE**



White (30)



Light Stone (63)



Ash Grey (25)



Charcoal (17)



Ocean Blue (35)



Taupe (74)




Red (24)



Brown (12)



Burnished Slate (49)



Dark Brown (44)



Sierra Green (20)



Forest Green (26)




Fern Green (07)




Galvalume (41)  
Non-Painted Finish 25 Year Warranty

## MS COLORFAST45<sup>®</sup> PAINT SYSTEM

**29 GAUGE ONLY**



Bright White (39)



Ivory (28)




Patriot Red (73)



Zinc Grey (29)

## MS COLORFAST45<sup>®</sup> PAINT SYSTEM

**26 GAUGE ONLY**



Polar White (80)




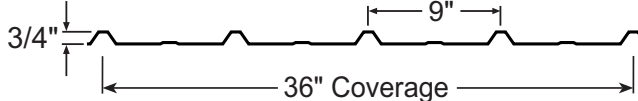
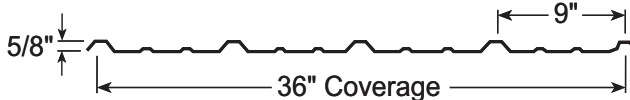
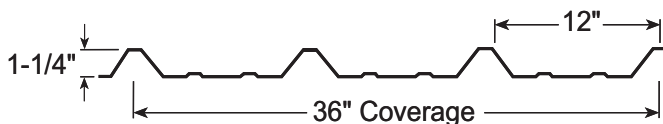
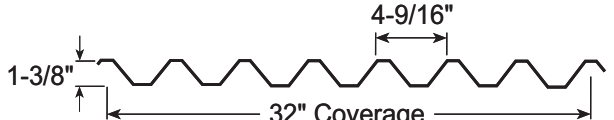
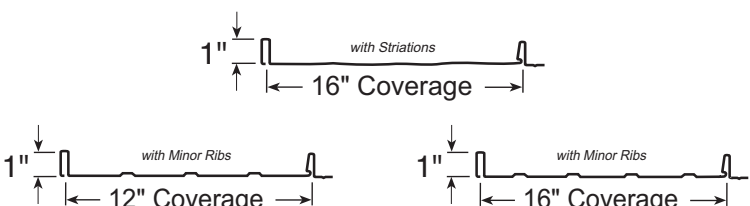
Mocha Tan (22)



Antique Bronze (D4)



All 29 & 26 Gauge Colors  
Meet or Exceed Steep Slope  
ENERGY STAR<sup>®</sup> Requirements

| PANEL PROFILES                     |   |                             |               |                        |           |
|------------------------------------|---|-----------------------------|---------------|------------------------|-----------|
| Classic Rib®                       |   |                             |               |                        |           |
| Delta Rib 3                        |   |                             |               |                        |           |
| Pro-Panel II®                      |   |                             |               |                        |           |
| PBR-Panel                          |   |                             |               |                        |           |
| V-Line 32                          |   |                             |               |                        |           |
| Image II™                          |  |                             |               |                        |           |
| PAINT COLOR AND GAUGE AVAILABILITY |   |                             |               |                        |           |
| Color                              | Code  | Classic Rib®<br>Delta Rib 3 | Pro-Panel II® | PBR-Panel<br>V-Line 32 | Image II™ |
| Antique Bronze                     | D4  | 26 Ga                       | 26 Ga         | 26 Ga                  | 26 Ga     |
| Ash Grey                           | 25  | 29 Ga / 26 Ga               | 29 Ga / 26 Ga | 26 Ga                  | 26 Ga     |
| Bright White                       | 39  | 29 Ga                       | 29 Ga         |                        |           |
| Brown                              | 12  | 29 Ga / 26 Ga               | 29 Ga / 26 Ga | 26 Ga                  | 26 Ga     |
| Burnished Slate                    | 49  | 29 Ga / 26 Ga               | 29 Ga / 26 Ga | 26 Ga                  | 26 Ga     |
| Charcoal                           | 17  | 29 Ga / 26 Ga               | 29 Ga / 26 Ga | 26 Ga                  | 26 Ga     |
| Dark Brown                         | 44  | 29 Ga / 26 Ga               | 29 Ga / 26 Ga | 26 Ga                  | 26 Ga     |
| Fern Green                         | 07  | 29 Ga / 26 Ga               | 29 Ga / 26 Ga | 26 Ga                  | 26 Ga     |
| Forest Green                       | 26  | 29 Ga / 26 Ga               | 29 Ga / 26 Ga | 26 Ga                  | 26 Ga     |
| Ivory                              | 28  | 29 Ga                       | 29 Ga         |                        |           |
| Light Stone                        | 63  | 29 Ga / 26 Ga               | 29 Ga / 26 Ga | 26 Ga                  | 26 Ga     |
| Mocha Tan                          | 22  | 26 Ga                       | 26 Ga         | 26 Ga                  | 26 Ga     |
| Ocean Blue                         | 35  | 29 Ga / 26 Ga               | 29 Ga / 26 Ga | 26 Ga                  | 26 Ga     |
| Patriot Red                        | 73  | 29 Ga                       | 29 Ga         |                        |           |
| Polar White                        | 80  | 26 Ga                       | 26 Ga         | 26 Ga                  | 26 Ga     |
| Red                                | 24  | 29 Ga / 26 Ga               | 29 Ga / 26 Ga | 26 Ga                  | 26 Ga     |
| Sierra Green                       | 20  | 29 Ga / 26 Ga               | 29 Ga / 26 Ga | 26 Ga                  | 26 Ga     |
| Taupe                              | 74  | 29 Ga / 26 Ga               | 29 Ga / 26 Ga | 26 Ga                  | 26 Ga     |
| White                              | 30  | 29 Ga / 26 Ga               | 29 Ga / 26 Ga | 26 Ga                  | 26 Ga     |
| Zinc Grey                          | 29  | 29 Ga                       | 29 Ga         |                        |           |
| Galvalume <i>unpainted</i>         | 41  | 29 Ga / 26 Ga               | 29 Ga / 26 Ga | 26 Ga                  | 26 Ga     |