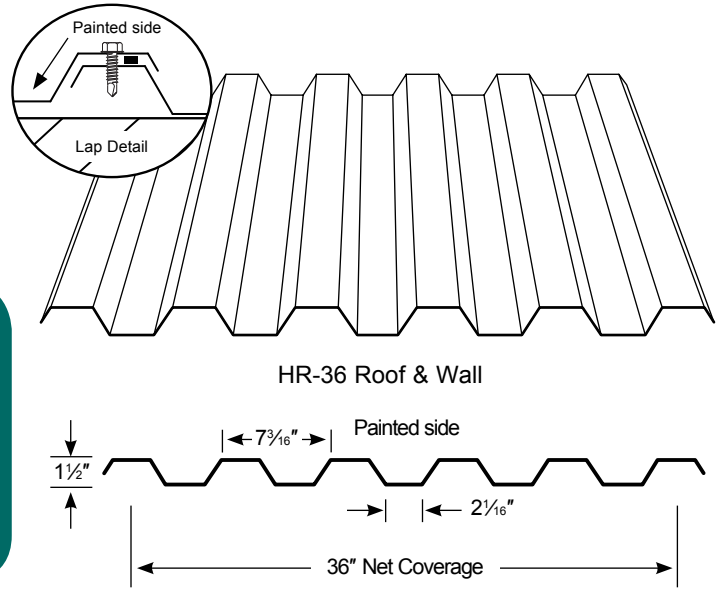


HR-36 is an economical, structural, exposed-fastener roof and wall panel suitable for general usage.

HR-36 is ideal for architectural, commercial, industrial and agricultural roof and wall applications. Can be installed as a vertical or horizontal wall. **HR-36** is also well suited for open framed canopy or carports designs.



Properties									Standard Finishes	
Gauge	Base Steel Thickness (in)	Yield (ksi)	Tensile (ksi)	Wt. (lbs/ft ²)	I+ (in ⁴ /ft)	S+ (in ³ /ft)	I- (in ⁴ /ft)	S- (in ³ /ft)	Metallic Coating	Paint System
29	0.0139	80	82	0.8	0.0579	0.0483	0.0554	0.0406	AZ50	ColorGuard™ xt
26	0.0173	80	82	0.9	0.0736	0.0642	0.0707	0.0538	AZ50	Cool DuraTech® nt
24	0.0232	50	65	1.2	0.1131	0.1239	0.1127	0.1121	AZ50	Cool DuraTech® 5000 (polyvinylidene fluoride) or DuraTech mx (metallic polyvinylidene)
22	0.0294	50	65	1.6	0.1467	0.1686	0.1467	0.1544	AZ50	
20	0.0354	40	55	1.9	0.1844	0.2263	0.1867	0.2076	G90	
18	0.0459	40	55	2.5	0.2456	0.3107	0.2500	0.2947	G90	

NOTES: The moments of inertia, I⁺ and I⁻, presented for determining deflection are: $(2I_{\text{Effective}} + I_{\text{Gross}})/3$

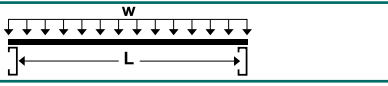
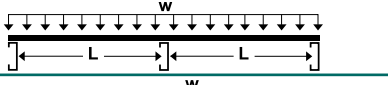
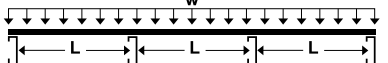
standard features

- Custom manufactured sheet lengths from 5'-0" to 45'-0."
- Available in 29ga, 26ga, 24ga and 22ga in standard finishes – refer to AEP Span Color Charts for full range of color options and paint systems.
- 20ga available in Bare Zinalume[®] plus.
- Zinalume[®] coated substrate, per ASTM A-792, is standard and backed by a corrosion warranty on painted or unpainted panels.
- Meets IBC requirements for wall and roof panels in accordance to Chapters 14 & 15.
- Performance testing:
 - Air – ASTM E283
 - Water –ASTM E331
- All colors meet a minimum SRI of 29 and one color, Regal White has a SRI of 85.
- Reverse rolled HR-36 available for wall applications. See Reverse HR-36 product sheet.

optional features

- Short cut sheets from 5'-0" to 1'-0". Additional fees and lead times may apply.
- 20ga available in standard colors subject to a minimum order size of 4,500 square feet and longer lead times.
- 18ga available in bare G-90 galvanized and standard colors subject to a minimum order size of 4,500 square feet and longer lead times.
- Custom colors, thick film primer and/or clear coat paint finishes available. Subject to 4,500 square feet minimum order.
- Perforation options available for an additional charge. Minimum order size 1,500 sq feet. Select from standard perforation patterns with open areas of 7.8%, 13.8%, 23.4%, 30.6% or 41.4%.
- Crimp curving:
 - 24 gage – max length 30'-0", Min outside radius 12"
 - 24 gage - max length 30'-0", Min outside radius 24"
 - 20 gage - max length 30'-0", Min outside radius 24"
 - 18 gage - max length 20'-0", Min outside radius 48"
- Stucco embossed available on 29ga, 26ga, 24ga and 22ga. Subject to min. order size of 1,500 square feet.

Gauge	Span	Cond.	Allowable Inward Loads (lbs/ft ²) per Span (ft.-in.)								
			16"	2'-0"	2'-6"	3'-0"	3'-6"	4'-0"	5'-0"	8'-0"	10'-0"
29	SS	f	651	289	185	129	72	46	32	18	12
		L/180	-	-	-	-	-	40	23	10	5
	DS	f	547	243	156	108	61	39	27	15	10
		L/180	-	-	-	-	-	-	-	-	-
	TS	f	684	304	195	135	76	49	34	19	12
		L/180	-	-	-	-	-	-	-	-	11
26	SS	f	865	384	246	171	96	61	43	24	15
		L/180	-	-	-	-	-	51	30	13	6
	DS	f	725	322	206	143	81	52	36	20	13
		L/180	-	-	-	-	-	-	-	-	-
	TS	f	907	403	258	179	101	64	45	25	16
		L/180	-	-	-	-	-	-	-	-	14
24	SS	f	1391	618	396	275	155	99	69	39	25
		L/180	-	-	-	-	154	79	46	19	10
	DS	f	1258	559	358	249	140	89	62	35	22
		L/180	-	-	-	-	-	-	-	-	-
	TS	f	1573	699	447	311	175	112	78	44	28
		L/180	-	-	-	-	-	-	-	43	22
22	SS	f	1893	841	539	374	210	135	93	53	34
		L/180	-	-	-	-	200	103	59	25	13
	DS	f	1733	770	493	342	193	123	86	48	31
		L/180	-	-	-	-	-	-	-	-	-
	TS	f	2166	963	616	428	241	154	107	60	39
		L/180	-	-	-	-	-	-	-	-	-
20	SS	f	2033	904	578	402	226	145	100	56	36
		L/180	-	-	-	-	-	129	75	31	16
	DS	f	1865	829	530	368	207	133	92	52	33
		L/180	-	-	-	-	-	-	-	-	-
	TS	f	2331	1036	663	460	259	166	115	65	41
		L/180	-	-	-	-	-	-	-	55	28
18	SS	f	2790	1240	794	551	310	198	138	78	50
		L/180	-	-	-	-	-	172	99	42	21
	DS	f	2647	1176	753	523	294	188	131	74	47
		L/180	-	-	-	-	-	-	-	-	-
	TS	f	3308	1470	941	654	368	235	163	92	59
		L/180	-	-	-	-	-	-	-	-	47

LOADING TABLE LEGEND		
f - Load limited by flexural bending stress		
L - Span (Inches)		
L/180 - Load limited by a deflection of 1/180 of the span		
w - Distributed load		
Inward Loads	SS-Single span	
	DS-Double span	
	TS-Triple span	

NOTES:

- Top values based on allowable stress. Bottom values based on allowable deflection of L/180.
- "-" denotes that the allowable load is limited by the allowable flexural bending stress.
- Steel conforms to ASTM A653 (Galvanized) or ASTM A792 (Zincalume) structural steel.
- Tabulated values are for positive (Inward) loading only.
- Values are based on the American Iron and Steel Institute (AISI) "Cold Formed Steel Design Manual" (2007 Edition). Specifications subject to change without notice.

Oil Canning : All flat metal surfaces can display waviness commonly referred to as "oil canning". "Oil canning" is an inherent characteristic of steel products, not a defect, and therefore is not a cause for panel rejection.