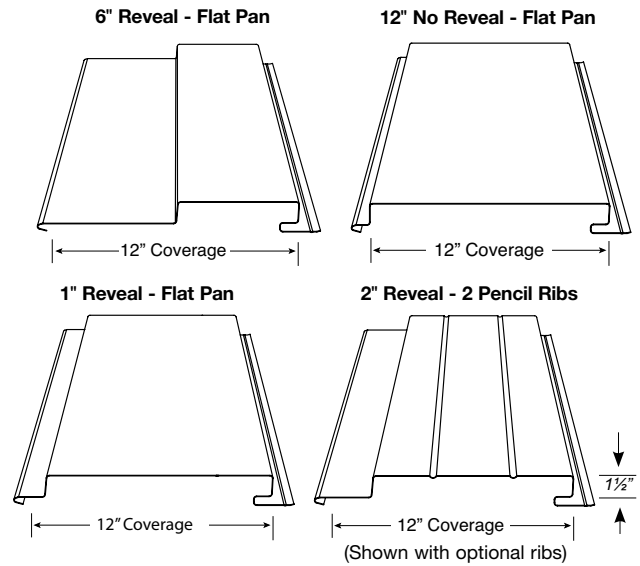


Prestige Series is a concealed fastener metal wall system that reveals a clean distinctive design in any application.

Prestige Series is a crisp, distinctive solution for vertical, horizontal, exterior and interior walls, fascias and equipment screen applications. Prestige can also be used as a soffit panel.



Prestige Series Section Properties - Full 12" No Reveal					
Gauge	Wt. (lbs/ft ²)	I+ (in ⁴ /ft)	S+ (in ³ /ft)	I- (in ⁴ /ft)	S- (in ³ /ft)
24*	1.51	0.0824	0.0605	0.1048	0.0721
22*	1.89	0.1064	0.0853	0.1338	0.0954
20	2.27	0.1337	0.1203	0.1643	0.1221
18	2.93	0.1770	0.1799	0.2130	0.1649

NOTES: The moments of inertia, I⁺ and I⁻, presented for determining deflection are: (2I_{Effective} + I_{Gross})/3

*22 & 24 gauge are standard.

Prestige Panel Reveal Options	Finish Option			
	Flat Pan	Wave	1 Pencil Rib	2 Pencil Ribs
No Reveal - Full 12" Panel	✓	✓	✓	✓
2" Reveal - 10" Up, 2" Down	✓		✓	✓
1" Reveal - 11" Up, 1" Down	✓		✓	✓
6" Reveal - 6" Up, 6" Down	✓			✓

standard features

- Custom manufactured sheet lengths from 5'-0" to 40'-0" *.
- Offered in 4 different reveals: 0", 1", 2", and 6".
- Available in 22ga in standard finishes – refer to AEP Span Color Charts for full range of color options and paint systems.
- Tested in accordance to ASTM E1592, and ASTM E283 and E331.
- High performance clip available to meet wind loads.
- Available with 1 or 2 minor ribs.
- Full 12" panel available with wave pattern.
- 25'-0" max for 24ga panels.

optional features

- Short cut sheets from 5'-0" to 2'-0"*. Additional fees and lead times may apply.
- Stucco embossed – Subject to 500 lf minimum. Additional fees and lead times may apply.
- Custom colors, thick film primer and/or clear coat paint finishes available. Subject to 3,000 square feet minimum order.**
- 18ga and 20ga available - subject to a minimum order size of 3,000 square feet and longer lead times.
- Perforation options available for an additional charge. Minimum order size 500 sq feet. Select from standard perforation patterns with open areas of 7.8%, 13.8%, 23.4%, 30.6%, or 41.4%.

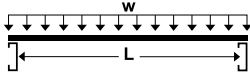
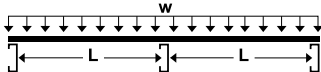
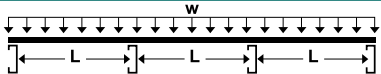
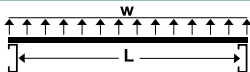
* 1'-0" for non-revealed panel.

** Inquire with AEP Span representative regarding premium Vintage® and DuraTech® Dimensional Prints availability.

Prestige Series - Full 12" No Reveal															
Gage	Span	Cond.	Allowable Inward Loads (lbs/ft ²) per Span (ft.-in.)												
			1-6	2-0	2-6	3-0	3-6	4-0	4-6	5-0	5-6	6-0	6-6	7-0	7-6
24	SS	f	476	281	184	129	96	74	59	48	39	33	28	24	21
		L/180	-	-	-	-	-	-	-	-	-	-	-	26	21
	DS	f	506	311	209	149	111	86	68	56	46	39	33	28	25
		L/180	-	-	-	-	-	-	-	-	-	-	-	-	-
	TS	f	586	369	251	181	136	106	85	69	57	49	42	35	31
		L/180	-	-	-	-	-	-	-	-	-	-	-	-	-
22	SS	f	651	389	256	181	134	104	82	67	55	46	39	34	30
		L/180	-	-	-	-	-	-	-	-	-	-	43	34	27
	DS	f	652	404	273	195	146	113	90	73	61	51	44	37	33
		L/180	-	-	-	-	-	-	-	-	-	-	-	-	-
	TS	f	751	477	327	237	179	139	111	91	76	63	54	47	41
		L/180	-	-	-	-	-	-	-	-	-	-	-	-	-
20	SS	f	697	424	282	200	150	116	91	74	62	52	44	38	33
		L/180	-	-	-	-	-	-	-	-	-	-	-	43	34
	DS	f	645	404	274	197	149	115	92	75	62	53	45	38	34
		L/180	-	-	-	-	-	-	-	-	-	-	-	-	-
	TS	f	737	473	327	238	180	140	113	93	77	65	56	48	42
		L/180	-	-	-	-	-	-	-	-	-	-	-	-	-
18	SS	f	973	605	410	293	220	171	136	111	92	77	67	57	50
		L/180	-	-	-	-	-	-	-	-	-	-	72	56	45
	DS	f	839	531	364	263	198	155	123	101	83	70	60	53	45
		L/180	-	-	-	-	-	-	-	-	-	-	-	-	-
	TS	f	952	619	431	316	240	188	151	124	103	87	74	65	56
		L/180	-	-	-	-	-	-	-	-	-	-	-	-	-

Gage	Allowable Outward Loads With Clip (lbs/ft ²) per Span (ft.-in.)													
	1-6	2-0	2-6	3-0	3-6	4-0	4-6	5-0	5-6	6-0	6-6	7-0	7-6	
24				69.0	64.9	60.9	56.9	52.9	48.9	44.9	40.8	36.8	32.8	
22				97.5	91.9	86.3	80.6	75.0	69.4	63.8	58.1	52.5	46.9	

Gage	Allowable Outward Loads Without Clip (lbs/ft ²) per Span (ft.-in.)													
	1-6	2-0	2-6	3-0	3-6	4-0	4-6	5-0	5-6	6-0	6-6	7-0	7-6	
24	12.4	12.0	11.6	11.3	11.0	10.7	10.4	10.1	9.9	9.7	9.5	9.3	9.2	
22	17.1	16.9	16.8	16.7	16.6	16.4	16.3	16.2	16.1	16.0	15.8	15.7	15.6	

LOADING TABLE LEGEND		
f - Load limited by allowable stress		
L - Span (Inches)		
L/180 - Load limited by a deflection of 1/180 of the span		
w - Distributed load		
Inward Loads	SS-Single span	
	DS-Double span	
	TS-Triple span	
Outward Loads		

NOTES:

- Allowable inward and outward load tables are for FULL 12" Panels with No Reveals. Contact info@aepspan.com for allowable inward and outward loads on other panel reveal options.
 - Top values based on allowable bending and shear stress. Bottom values based on allowable deflection of L/180.
 - "-" denotes that the allowable deflection is limited by the allowable stress.
 - Steel conforms to ASTM A792 (Zincalume®) with 50 ksi minimum yield for 24 and 22 gauge, 40 ksi minimum yield for 20 and 18 gauge. 18 gauge supplied as G-90 (ASTM A653).
 - Values are based on the American Iron and Steel Institute (AISI) "Cold Formed Steel Design Manual" (2007 Edition).
 - Allowable outward loads are dependent upon fastener-to-substrate capacities. Maximum allowable outward loads are shown.
- Specifications subject to change without notice.

Oil Canning : All flat metal surfaces can display waviness commonly referred to as "oil canning". "Oil canning" is an inherent characteristic of steel products, not a defect, and therefore is not a cause for panel rejection.