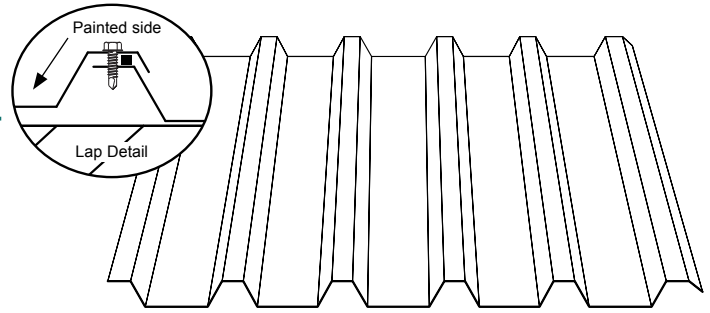
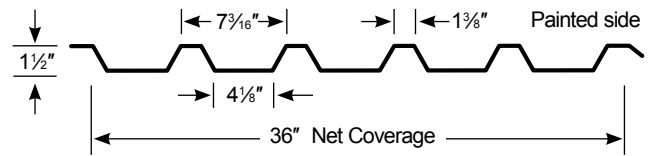


**Reversed Box Rib** is an economical, structural, exposed-fastener roof and wall panel suitable for general usage.



Reversed Box Rib (Typical Roof and Wall Panel)



**Reversed Box Rib** is ideal for roof, vertical and horizontal wall applications, ceilings or soffits.

Properties									Standard Finishes	
Gauge	Base Steel Thickness (in)	Yield (ksi)	Tensile (ksi)	Wt. (lbs/ft <sup>2</sup> )	I+ (in <sup>4</sup> /ft)	S+ (in <sup>3</sup> /ft)	I- (in <sup>4</sup> /ft)	S- (in <sup>3</sup> /ft)	Metallic Coating	Paint System
29	0.0139	80	82	0.75	0.0606	0.0449	0.0537	0.0447	AZ50	ColorGuard™ <i>xt</i>
26	0.0173	80	82	0.95	0.0803	0.0653	0.0701	0.0651	AZ50	Cool DuraTech® <i>nt</i>
24	0.0232	50	65	1.25	0.1200	0.1122	0.0993	0.1013	AZ50	Cool DuraTech® 5000 (polyvinylidene fluoride) or DuraTech <i>mx</i> (metallic polyvinylidene)
22	0.0294	50	65	1.57	0.1600	0.1557	0.1333	0.1503	AZ50	
20	0.0354	40	55	1.92	0.1956	0.1987	0.1644	0.1892	G90*	
18	0.0459	40	55	2.46	0.2522	0.2590	0.2256	0.2507	G90	

**NOTES:** The moments of inertia, I<sup>+</sup> and I<sup>-</sup>, presented for determining deflection are:  $(2I_{\text{Effective}} + I_{\text{Gross}})/3$

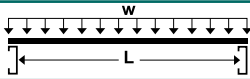
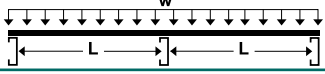
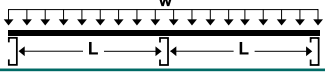
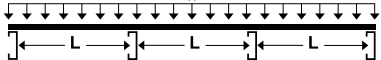
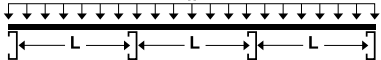
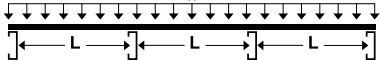
## standard features

- Custom manufactured sheet lengths from 5'-0" to 45'-0."
- Available in 29ga, 26ga, 24ga and 22ga in standard finishes – refer to AEP Span Color Charts for full range of color options and paint systems.
- 20ga available in Bare Zincolume® plus.
- Zincolume® coated substrate, per ASTM A-792, is standard and backed by a corrosion warranty on painted or unpainted panels.
- Meets IBC requirements for wall and roof panels in accordance to Chapters 14 & 15.
- Performance testing:
  - Air – ASTM E283
  - Water -ASTM E331
- All colors meet a minimum SRI of 29 and one color, Regal White has a SRI of 85.

## optional features

- Short cut sheets from 5'-0" to 1'-0". Additional fees and lead times may apply.
- 20ga available in standard colors subject to a minimum order size of 4,500 square feet and longer lead times.
- 18ga available in bare G-90 galvanized and standard colors subject to a minimum order size of 4,500 square feet and longer lead times.
- Custom colors, thick film primer and/or clear coat paint finishes available. Subject to 4,500 square feet minimum order.
- Perforation options available for an additional charge. Minimum order size 1,500 sq feet. Select from standard perforation patterns with open areas of 7.8%, 13.8%, 23.4%, 30.6% or 41.4%.
- Crimp curving:
  - 24 gage – max length 30'-0", Min outside radius 24"
  - 22 gage - max length 30'-0", Min outside radius 24"
  - 20 gage - max length 30'-0", Min outside radius 48"
  - 18 gage - max length 20'-0", Min outside radius 48"
- Stucco embossed available on 29ga, 26ga, 24ga and 22ga. Subject to min. order size of 1,500 square feet.

Gauge	Span	Cond.	Allowable Inward Loads (lbs/ft <sup>2</sup> ) per Span (ft.-in.)								
			16"	2'-0"	2'-6"	3'-0"	3'-6"	4'-0"	5'-0"	8'-0"	10'-0"
29	SS	f	605	269	172	119	67	43	30	17	11
		L/180	-	-	-	-	-	42	25	10	5
	DS	f	603	268	171	119	67	43	30	17	11
		L/180	-	-	-	-	-	-	-	-	-
	TS	f	753	335	214	149	84	54	37	21	13
		L/180	-	-	-	-	-	-	-	-	12
26	SS	f	879	391	250	174	98	63	43	24	16
		L/180	-	-	-	-	-	56	33	14	7
	DS	f	877	390	249	173	97	62	43	24	16
		L/180	-	-	-	-	-	-	-	-	-
	TS	f	1096	487	312	217	122	78	54	30	19
		L/180	-	-	-	-	-	-	-	30	15
24	SS	f	1259	560	358	249	140	90	62	35	22
		L/180	-	-	-	-	-	84	49	20	10
	DS	f	1138	506	324	225	126	81	56	32	20
		L/180	-	-	-	-	-	-	-	-	-
	TS	f	1422	632	405	281	158	101	70	40	25
		L/180	-	-	-	-	-	-	-	-	23
22	SS	f	1748	777	497	345	194	124	86	49	31
		L/180	-	-	-	-	-	112	65	27	14
	DS	f	1688	750	480	333	188	120	83	47	30
		L/180	-	-	-	-	-	-	-	-	-
	TS	f	2109	938	600	417	234	150	104	59	38
		L/180	-	-	-	-	-	-	-	-	-
20	SS	f	1785	793	508	353	198	127	88	50	32
		L/180	-	-	-	-	-	-	79	33	17
	DS	f	1700	755	483	336	189	121	84	47	30
		L/180	-	-	-	-	-	-	-	-	-
	TS	f	2125	944	604	420	236	151	105	59	38
		L/180	-	-	-	-	-	-	-	-	31
18	SS	f	2326	1034	662	460	258	165	115	65	41
		L/180	-	-	-	-	-	-	102	43	22
	DS	f	2251	1001	640	445	250	160	111	63	40
		L/180	-	-	-	-	-	-	-	-	-
	TS	f	2814	1251	801	556	313	200	139	78	50
		L/180	-	-	-	-	-	-	-	-	49

LOADING TABLE LEGEND		
f - Load limited by flexural bending stress		
L - Span (Inches)		
L/180 - Load limited by a deflection of 1/180 of the span		
w - Distributed load		
Inward Loads	SS-Single span	
		
	DS-Double span	
		
	TS-Triple span	
		

### NOTES:

- Top values based on allowable stress.  
Bottom values based on allowable deflection of L/180.
  - "-" denotes that the allowable load is limited by the allowable flexural bending stress.
  - Steel conforms to ASTM A653 (Galvanized) or ASTM A792 (Zincalume) structural steel.
  - Tabulated values are for positive (Inward) loading only.
  - Values are based on the American Iron and Steel Institute (AISI) "Cold Formed Steel Design Manual" (2007 Edition).
- Specifications subject to change without notice.

**Oil Canning** : All flat metal surfaces can display waviness commonly referred to as "oil canning". "Oil canning" is an inherent characteristic of steel products, not a defect, and therefore is not a cause for panel rejection.